

Guía de producto

Paso a Paso



Cómo utilizar Weathering Effects

Art. 73.805


Brown Splash Mud

Brown Mud is also a classic in the modeling world, maybe because mud is very common in our actual environment. With this reference we can depict natural splash effects as for example over this Schürzen section with camouflage in three colors.


By Michel Pérez




1 With the moistened brush you can see the texture of the product, the viscous consistency and characteristic color. If less density is desired, the mud can be thinned down with water, this will result in less opacity on the model.



2 With this Brown Mud you can depict a very natural splash effect, using the splatter technique mentioned earlier.



3 You can achieve streaking traces easily, thinning the product with Thinner 71.361 or water for dilution.



4 Combining both effects, splashes and streaking traces of fresh wet mud, you can achieve a very real looking finish over the Schürzen.