




Another method is using the airflow from your airbrush.




We applied the dry pigment in the exhaust in combination with fat and oil to generate streaks under the exhaust.



Edges of vehicles that are subject of wear can be gently metalized by rubbing the side of a cotton bud against that edge.



Add the pigments to the tracks using a brush, concentrate on the center part.



Pigments applied over the area to create some texture.



In combination with gray and orange pigments we can reproduce the effects of fire on the metal.



To achieve a wet muddy look or to create wet stains make a mixture of pigments, fixer or White Spirit and Wet Effect fluid.



Paint on the stains in a way it looks natural, adding some streaks will strengthen the effect.



To achieve a dusty look you can brush the pigments in place. No fixer is needed although it's highly recommended.



Load your brush with thinned pigments and swipe it over a toothpick to add splatters to your model.



# PIGMENTS



WARGAME SERIES FIGURE SERIES NAVAL

[ak-interactive.com](http://ak-interactive.com)

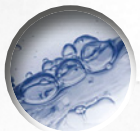
# PIGMENTS

With the knowledge gained by AK Interactive during the long experience of developing the best pigments available for modelling, we have now developed this new basic range of the most essential colours for doing any type of effect. Avoid getting lost in a more extensive range now that the most necessary and useful colours are here. Also, this new range offers pigments that are even finer and that have more exact colours.




Pigments can be used either dry or wet depending on your taste and goal you try to achieve. The best way to apply pigments wet is to add some White Spirit or pigment fixer. Or you can mix them with plaster or fine sand and grid to create a muddy look. Possibilities are unlimited, just follow your imagination.

**AK 048**  
PIGMENT FIXER  
Matt enamel fluid.



**AK 040**  
LIGHT DUST



**AK 041**  
NORTH  
AFRICA DUST




**AK 042**  
EUROPEAN EARTH



**AK 043**  
MEDIUM RUST



**AK 044**  
LIGHT RUST



**AK 039**  
BLACK



**AK 081**  
DARK EARTH




**AK 085**  
TRACK RUST



**AK 086**  
DARK STEEL



**AK 2038**  
SMOKE



**AK 2041**  
BURNT JET  
ENGINE



**AK 2042**  
DARK RUST



**AK 2043**  
OCHER RUST




**AK 140**  
SIENNA SOIL



**AK 141**  
VIETNAM EARTH



**AK 142**  
WHITE ASHES




**AK 143**  
BURNT UMBER



**AK 144**  
BURNT RUST RED



**AK 145**  
CONCRETE



**AK 146**  
BRICK DUST



**AK 147**  
MIDDLE EAST  
SOIL

